


Sensor Guide.



Planning sensor technology the reliable way.

For every room the perfect sensor
and lighting solutions from STEINEL



 **steinel**

Long corridors, irregularly shaped stairwells, one-person and open-plan offices, WCs, washrooms or warehouses:

Properties come with all kinds of different spatial situations. STEINEL has been devoted to the exciting task of developing the best possible lighting control solution for each and every one of them for over 30 years. As a specialist and technology leader in this field, we employ all of the four commonly used sensor technologies in our products out of conviction. For full, reliable coverage of every last inch of space – in absolutely any situation.

In this brochure, which has received an award from the well-known German trade journal bba – Bau, Beratung, Architektur (Building, Advice, Architecture) – we show you why which sensor technology is the best for the specific room situation – and how we put it to optimum use in our products. This will help you to find the ideal sensor for any application in next to no time.

**We are convinced of our products and want to convince you as well.
Not least with a 5-year warranty on all Professional line products..**




Sensor technologies	4
Indoors	
Corridor / passageway	6
Stairwell	8
One-person office	10
Open-plan office	11
Flex Desk sensors	12
Hotel	13
Conference room	14
Classroom	15
WC / washroom	16
Side room	18
Multi-storey / underground car park	20
Sports hall	22
Equipment room	23
High-bay warehouse	24
Storeroom	25
Outdoors	
Sensors	26
Sensor-switched lights	28
Sensor-switched floodlights	30
Smart Remote	31
KNX	32
DALI plus	34
DALI-2	36
PROLog, RELUX, DIALux	38

Our 4 sensor technologies. The right solution for any application.

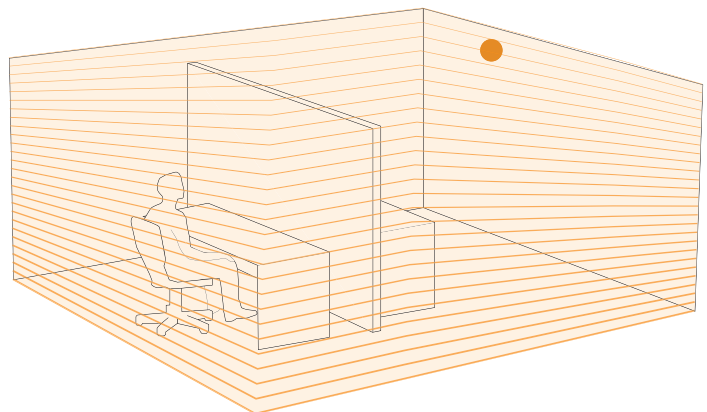
Passive Infrared (PIR)

Responds to moving sources of heat.



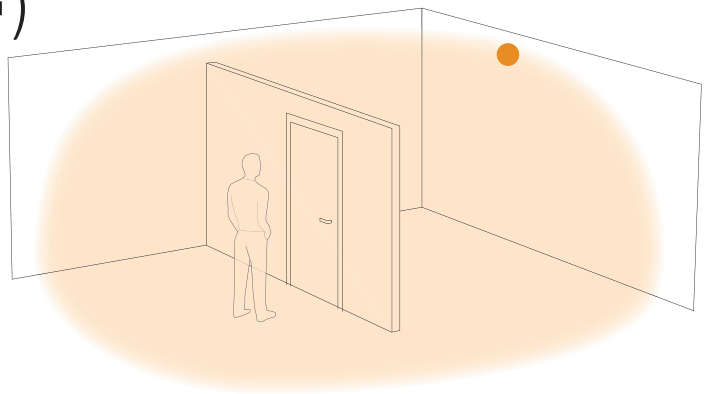
Ultrasonic (US)

Fills the entire room and also detects movement around objects.




High frequency (HF)

Can even see through thin walls.



Optical sensor

Only detects people and can also count them.



6



Corridor/aisle Sensors

It is crucial for a corridor sensor to be good at detecting radial movements. This means in situations where the sensor is approached from the front. STEINEL has developed special sensors for corridors, aisles and passageways on the basis of high-frequency or infrared technology – with a radial reach of up to 12.50 metres. Hallway is the perfect solution for a ceiling height of up to 3.50 m!

Special applications

- The Hallway can be adjusted in both directions to suit any specific need
- The IS 345 infrared sensor is the right choice for a ceiling height of up to 5 m.
- The IR 180 is a presence switch for mounting on the wall.

Technical advice

With the IR 180, IS 345 and the Dual US, reach can be set very conveniently via remote control.



Presence detector **Hallway**

- High-frequency corridor sensor
- Perfect radial detection up to 25 m hallway length
- Reach can be adjusted separately in two directions
- Wireless interconnection via Bluetooth
- Surface-mounted and concealed versions
- COM1, COM2, DALI-2 APC, DALI-2 IPD, KNX V3.1, IP, BT IPD (slave)

For EANs, see page 43



Presence detector **Dual US**

- Ultrasonic corridor sensor
- For corridors and passageways in residential and office buildings
- 60m² reach (20 x 3m)
- Detects everything equally well, whichever direction it is approached from.
- COM1, COM2, DALI-2, DIM, KNX V3.1, LiveLink

For EANs, see page 45



Motion detector **IS 345**

- Infrared corridor sensor
- For corridors and aisles in warehouses, residential and office buildings
- Ceiling installation at a height of up to 5 m
- Detection zone 23 m long and 6 m wide
- Lens specifically geared to corridors
- Surface-mounted and concealed versions in both round and square designs
- COM1, DALI-2 APC, DALI-2 IPD, KNX V3.1

For EANs, see page 47



Presence switch **IR 180**

- 180° infrared presence switch, 20 m reach
- For corridors and passageways in residential and office buildings
- The KNX version indicates temperature and humidity levels measured
- Adapters for all commonly used 55 mm surrounds
- Available as 2 and 3-wire option
- COM1, KNX V3.1

For EANs, see page 45

Corridor/aisle Sensor-switched lights

Sensor-switched lights from STEINEL are the perfect solution for new builds and refurbishment. The high-frequency sensor invented by STEINEL is invisibly integrated into the light and only switches light ON when it is needed. Simply connect the light to the power supply, adjust the sensor via potentiometer or app – that's all there is to it! High-efficiency STEINEL LED systems on the cutting edge of technology provide contemporary and energy-efficient lighting.

Installation advice

- All models can be used equally well as wall or ceiling lights.

Technical advice

All models from the R-series can be interconnected via Bluetooth and put into operation by app.

R-series emergency light module

Optional emergency light for 3h to EN 60598-2-22
EAN 4007841 064143



Sensor-switched indoor light series RS PRO R-Plus

- Indoor LED SensorLight
- 360° high-frequency sensor, Ø 10 m reach
- 16 W, giving up to 1950 lumens, 3000 K or 4000 K
- Optional 10–50 % basic light level, main light 50–100 % and backlight, presence mode, neighbouring group function, interconnection via Bluetooth, group configuration, switches OFF in relation to daylight
- Can be connected to central battery systems

For EANs, refer to page 50/51



Sensor-switched indoor light series RS PRO R Basic

- Indoor LED SensorLight
- 360° high-frequency sensor, Ø 10 m reach
- 9 W, giving up to 1130 lumens, 3000 K or 4000 K
- Optional 10–50 % basic light level, main light 50–100 % and backlight, presence mode, neighbouring group function, interconnection via Bluetooth, group configuration, switches OFF in relation to daylight

For EANs, refer to page 50/51



Sensor-switched indoor light series RS PRO S

- Indoor LED SensorLight
- 360° high-frequency sensor, Ø 8 m reach
- 15 W giving up to 1580 lumens, 3000 K or 4000 K
- Optional 10–90 % basic light level, presence mode, neighbouring group function, bi-directional wireless interconnection capability, switches OFF in relation to daylight

For EANs, see page 51



Sensor-switched indoor light series RS PRO P

- Indoor LED SensorLight
- 360° high-frequency sensor, Ø 8 m reach
- 16 W giving up to 1810 lumens, 3000 K or 4000 K
- Optional 10 % basic light level
- Also available as emergency light version in compliance with EN 60598-2-22
- Up to 10 lights can be interconnected by cable

For EANs, see page 50

8



Stairwell Sensors

In stairwells, it is often hard to provide any direct detection of persons walking up and down the stairs. This is because of the winding geometry of stairwells that infrared technology is not designed for. For this reason, STEINEL offers sensors based on high-frequency and ultrasonic technology that guarantee perfect detection in stairwells.

Installation advice

- Use the high-frequency sensors for normal building architecture and for 360-degree detection
- In small and winding stairwells, choose the sensors that use ultrasonic technology

Technical advice

The HF 360-2, HF 180 and the ultrasonic models provide a semi-automatic mode for switching light ON manually and OFF again automatically.



Presence detector HF 360-2

- 360° high-frequency presence detector
- HF sensor detects through thin walls and suspended ceilings
- Reach 12 m in diameter, ceiling mounting
- Wireless interconnection via Bluetooth
- Surface-mounted and concealed versions
- COM1, COM2, DALI-2 APC, DALI-2 IPD, KNX V3.1, IP, BT IPD (slave)

For EANs, see page 43



Motion detector HF 3360

- 360° high-frequency motion detector
- 8 m reach in diameter
- Ceiling, wall or corner mounting
- Ideal for entrances
- Surface-mounted and concealed versions in both round and square designs
- COM1, PF, DALI-2 IPD, KNX V3.1

For EANs, see page 45



Presence switch HF 180

- 180° high-frequency presence switch
- For stair wells, entrance rooms and WC facilities
- 1–8 m reach radius
- The KNX version indicates temperature and humidity levels measured
- Adapters for all commonly used 55 mm surrounds
- COM1, KNX V3.1

For EANs, see page 45



Presence detector US 360

- 360° ultrasonic presence detector
- US sensor envelops objects but does not pass through them
- Presence detection zone covering 28 sq.m., ceiling mounting
- COM1, COM2, DALI-2 IPD, KNX V3.1

For EANs, see page 44

Stairwell

Sensor-switched lights

Sensor-switched lights from STEINEL are the perfect solution for new builds and refurbishment. The high-frequency sensor invented by STEINEL is invisibly integrated into the light and only switches light ON when it is needed. Simply connect the light to the power supply, adjust the sensor via potentiometer or app – that's all there is to it! High-efficiency STEINEL LED systems on the cutting edge of technology provide contemporary and energy-efficient lighting.

Installation advice

- All models can be used equally well as wall or ceiling lights.

Technical advice

With maximum light intensity rarely needed with the R-series luminaires, energy can be saved too by adjusting the main light in the app.



Sensor-switched indoor light series RS PRO R-Plus

- Indoor LED SensorLight
- 360° high-frequency sensor, Ø 10 m reach
- 16 W, giving up to 1950 lumens, 3000 K or 4000 K
- Optional 10–50 % basic light level, main light 50–100 % and backlight, presence mode, neighbouring group function, interconnection via Bluetooth, group configuration, switches OFF in relation to daylight
- Can be connected to central battery systems

For EANs, refer to page 50/51



Sensor-switched indoor light series RS PRO P

- Indoor LED SensorLight
- 360° high-frequency sensor, Ø 8 m reach
- 20 W giving up to 2310 lumens, 3000 K or 4000 K
- Optional 10 % basic light level
- Also available as emergency light version in compliance with EN 60598-2-22
- Up to 10 lights can be interconnected by cable

For EANs, see page 50



Sensor-switched indoor light series RS PRO S

- Indoor LED SensorLight
- 360° high-frequency sensor, Ø 8 m reach
- 26 W giving up to 1950 lumens, 3000 K or 4000 K
- Optional 10 % basic light level, presence mode, neighbouring group function, bi-directional wireless interconnection capability, switches OFF in relation to daylight

For EANs, see page 51

10



One-person office Sensors

Detecting the smallest of movements is particularly important in offices. High-resolution presence detectors from STEINEL even make sure that the light does not go out when sitting at the computer. In addition to precision infrared sensors, STEINEL also offers highly sensitive ultrasonic technology from the USA.

Benefits from STEINEL

- With an installed height of just 6 mm, the IR Quattro SLIM XS is almost invisible
- The IR Quattro lets you limit detection to any chosen work areas
- Measuring only 43 mm in diameter, the IR Quattro MICRO is STEINEL's most compact presence detector

Technical advice

Utilise natural daylight with the constant lighting control function from the DALI-2 APC and KNX versions for maximum energy efficiency.



Presence Detector IR Quattro MICRO

- 360° infrared presence detector
- 16 sq.m. square presence detection zone
- Only Ø 43 mm
- Micro-precision lens, 15 x 15 mm
- Also suitable for rooms exposed to moisture (IP65)
- Adjustable via smart remote
- COM1, DALI-2 IPD, KNX V3.1

For EANs, see page 44



Presence detector IR Quattro SLIM XS

- 360° infrared presence detector
- Square presence detection zone covering 16 sq.m., ceiling mounting
- 6 mm installed height, installation in all standard flush-mounting boxes
- including round bezel
- COM1, DALI-2 IPD, KNX V3.1

For EANs, see page 44



Presence detector US 360

- 360° ultrasonic presence detector
- US sensor envelops objects but does not pass through them
- Presence detection zone covering 28 sq.m., ceiling mounting
- COM1, COM2, DALI-2 IPD, KNX V3.1

For EANs, see page 44



Presence detector True Presence®

- Can unambiguously detect human presence
- Micro-movements due to breathing are enough
- Reliable absence detection
- 64 sq.m. True Presence® detection, 177 m² presence and motion detection
- Precisely adjustable digital detection zone
- 2–12 m mounting height
- COM1, COM2, DALI-2 APC, DALI-2 IPD, KNX V3.1 (concealed only), IP, BT IPD (slave)

For EANs, see page 42

Open-plan office Sensors

With STEINEL presence detectors you can watch over every last inch of large offices with just a few sensors. Besides controlling lighting in open-plan offices reliably and extremely efficiently, the True Presence® Multisensor KNX also ensures a good indoor climate.

Benefits from STEINEL

- The IR Quattro HD provides a presence detection zone of up to 64 sq.m., as well as an exact square detection footprint restricted to specific work groups
- True Presence® is the first detector for identifying actual human presence. It reliably detects presence and absence of people in a 64m² area "in True Presence® quality".

Technical advice

Install the DualTech in the corner at the entrance to the room so as to maximise tangential detection when people enter.



Presence & multisensor True Presence® Multisensor Aerosol KNX

- 7 sensor detection variables: true presence, brightness, temperature, humidity, air pressure, volatile organic compounds (VOC), CO₂
- Indication of a potential infection risk
- Micro-movements from breathing are enough to detect human presence
- 64sq.m. True Presence® detection, 177 sq.m. presence and motion detection
- Precisely adjustable digital detection zone
- 2–12 m mounting height

For EANs, see page 42



Presence detector IR Quattro HD-2

- 360° infrared presence detector
- 81 sq.m. square presence detection zone
- Detection can be digitally adjusted
- Wireless interconnection and configuration via Bluetooth
- COM1, COM2, DALI-2 APC, DALI-2 IPD, BT IPD, IP, KNX V3.1

For EANs, see page 43



Human Presence Detector HPD2

- The world's one and only 110° optical sensor
- Detects and counts people sitting and standing
- 15 m reach with 5 (10 for the IP version) precisely definable detection zones, wall mounting
- Integrated temperature and humidity sensors
- IP and KNX interface

For EANs, see page 45



Presence detector IR Quattro Slim KNX

- 360° infrared presence detector
- 16 sq.m. square presence detection zone
- Installed height 4 mm
- KNX interface

For EANs, see page 42

12



Film on using Flex-Desk/meeting-room management

Flex Desk management Sensors

One workstation in a large city can cost € 10,000 a year and more. And sometimes, half of these workstations are not even in use. The Desk Sharing solution lets you know at a glance where workstations are still available. Idea: increase utilisation rate and save money.

Benefits from STEINEL

- Areas can be segmented into a total of 5 detection zones (10 zones for IP version).
- Live information on utilisation and frequency.
- Data provided for situation analysis.

Technical advice

Once installed, the HPD2 can stay where it is even after restructuring the room situation. All you need to do is re-set the zones. This means the HPD2 provides maximum versatility when re-organising rooms.



Human Presence Detector HPD2

- The world's one and only 110° optical sensor
- Detects and counts people sitting and standing
- 15 m reach with 5 (10 for the IP version) precisely definable detection zones, wall mounting
- Integrated temperature and humidity sensors
- Protocols: MQTT, REST API & BACnet
- IP and KNX interface

For EANs, see page 45

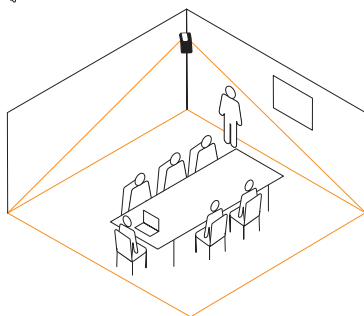


Human Presence Detector HPD3

- Optical sensor with additional HF sensor for the ceiling
- integrated VOC sensor and CO2 equivalent
- integrated temperature & humidity measurement
- Bluetooth Mesh standard
- Protocols: MQTT, REST API & BACnet
- Concealed and surface-mounted version

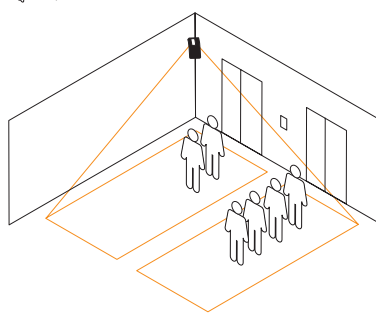
For EANs, see page 45

7



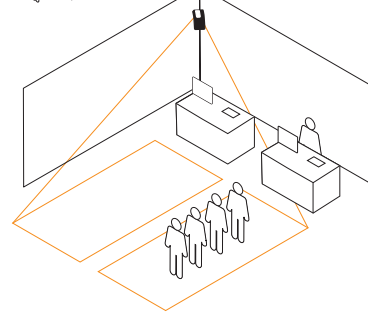
Reliable detection of the number of people in a room.

2, 4 = 6



Live information on capacity utilisation and frequency.

0, 4 = 4



Providing data for analysing situations.

Hotel Sensors

Which room is available, which room is still occupied? It is embarrassing and inefficient when service personnel enter a room that is still occupied. The Hospitality-Solution lets you easily detect which rooms still have guests present and which do not. Service can be optimised and performed much more quickly.

Benefits from STEINEL

- True Presence® technology for the first time permits reliable absence detection
- Digital configuration of the detection zones and sensor specifications
- The IR 180 is the ideal presence switch for WC rooms

Technical advice

Use all of the sensor detection capabilities provided by the True Presence® Multisensor KNX and also get information on room temperature, humidity, CO₂, volatile organic compounds (VOC) and air pressure.



Presence detector True Presence®

- Can unambiguously detect human presence
- Micro-movements due to breathing are enough
- Reliable absence detection
- 64 sq.m. True Presence® detection, 177 sq.m. presence and motion detection
- Precisely adjustable digital detection zone
- 2–12 m mounting height
- COM1, COM2, DALI-2 APC, DALI-2 IPD, KNX V3.1 (concealed only), IP, BT IPD (slave)

For EANs, see page 42



Presence & multisensor True Presence® Multisensor KNX

- 7 sensor detection variables: true presence, brightness, temperature, humidity, air pressure, volatile organic compounds (VOC), CO₂
- Micro-movements due to breathing are enough
- 64 sq.m. True Presence® detection, 177 sq.m. presence and motion detection
- Precisely adjustable digital detection zone
- 2–12 m mounting height

For EANs, see page 42



Presence detector Hallway

- High-frequency corridor sensor
- Perfect radial detection up to 25 m hallway length
- Reach can be adjusted separately in two directions
- Wireless interconnection via Bluetooth
- Surface-mounted and concealed versions
- COM1, COM2, DALI-2 APC, DALI-2 IPD, KNX V3.1, IP, BT IPD (slave)

For EANs, see page 43



Presence switch IR 180

- 180° infrared presence switch, 20 m reach
- For corridors, passageways and WC rooms in residential and office buildings
- The KNX version indicates temperature and humidity levels measured
- Adapters for all commonly used 55 mm surrounds
- Available as 2 and 3-wire option
- COM1, KNX V3.1

For EANs, see page 45



Conference room Sensors

Especially in conference rooms, the demands on sensors are very high. To cope with the particular challenges of office spaces, STEINEL offers innovative solutions that are based on True Presence® and optical sensor technology.

Benefits from STEINEL

- With our Meeting Room solution, the HPD2 lets you quickly and reliably ascertain room utilisation and actual occupancy, and can even show you how many people are present in a particular room. As a result, it can provide highly relevant information for overall building automation.
- Ultrasonic sensor US 360 is ideal for pendant lights or sound insulation elements

Technical advice

The HPD2 lets you set up to ten detection zones with absolute precision!



Human Presence Detector **HPD2**

- The world's one and only 110° optical sensor
- Detects and counts people sitting and standing
- 15 m reach with 5 (10 for the IP version) precisely definable detection zones, wall mounting
- Integrated temperature and humidity sensors
- IP and KNX interface

For EANs, see page 45



Praesence detector **True Presence®**

- Can unambiguously detect human presence
- Micro-movements due to breathing are enough
- Reliable absence detection
- 64 sq.m. True Presence® detection, 177 sq.m. presence and motion detection
- Precisely adjustable digital detection zone
- 2–12 m mounting height
- COM1, COM2, DALI-2 APC, DALI-2 IPD, KNX V3.1 (concealed installation only), IP, BT IPD (slave)

For EANs, see page 42



Presence detector **IR Quattro HD-2**

- 360° infrared presence detector
- 81 sq.m. square presence detection zone
- Detection can be digitally adjusted
- Wireless interconnection & configuration via Bluetooth
- COM1, COM2, DALI-2 APC, DALI-2 IPD, BT IPD, IP, KNX V3.1

For EANs, see page 43



Presence detector **US 360**

- 360° ultrasonic presence detector
- US sensor envelops objects but does not pass through them
- Presence detection zone covering 28 sq.m., ceiling mounting
- COM1, COM2, DALI-2 IPD, KNX V3.1

For EANs, see page 44

Classroom Sensors

Using sensors to control lighting in classrooms is a real challenge. Particular during tests, when pupils hardly move, lighting must not be allowed to go out. This is where you need outstanding detection performance with first-class sensor technology from STEINEL.

Benefits from STEINEL

- With its 64 sq.m. presence detection zone, the IR Quattro HD can cover an entire classroom.
- True Presence® is the first detector for identifying actual human presence. It reliably detects presence and absence of people in a 64m² area "in True Presence® quality".

Technical advice

Multi-sensor Air detects temperature, humidity, air quality, volatile organic compounds (VOC) and brightness, making it a building's real sensory organ and provides the information that is necessary for true building intelligence.



Presence detector IR Quattro HD-2

- 360° infrared presence detector
- 81 sq.m. square presence detection zone
- Detection can be digitally adjusted
- Wireless interconnection & configuration via Bluetooth
- COM1, COM2, DALI-2 APC, DALI-2 IPD, BT IPD, IP, KNX V3.1

For EANs, see page 43



Presence detector True Presence®

- Can unambiguously detect human presence
- Micro-movements due to breathing are enough
- Reliable absence detection
- 64 sq.m. True Presence® detection, 177 sq.m. presence and motion detection
- Precisely adjustable digital detection zone
- 2–12m mounting height
- COM1, COM2, DALI-2 APC, DALI-2 IPD, KNX V3.1 (concealed installation only), IP, BT IPD (slave)

For EANs, see page 42



Presence & Multisensor True Presence® Multisensor Aerosol KNX

- 7 sensor detection variables: true presence, brightness, temperature, humidity, air pressure, volatile organic compounds (VOC), CO₂
- Indication of a potential infection risk
- 64 sq.m. True Presence® detection, 177 sq.m. presence and motion detection
- Precisely adjustable digital detection zone

For EANs, see page 42



Presence detector IR Quattro HD DALI plus

- 360°infrared presence detector
- Square detection zone, mechanically scalable
- 64 sq.m. square presence detection zone
- Constant-lighting control for three groups
- Bi-directional readout and sensor setting via Smart Remote

For EANs, see page 44

16



WC / washroom Sensors

In WCs and washrooms, cubicles and partitions make it difficult to detect movement. Conventional infrared technology involves installing a large number of sensors to ensure well-functioning detection – in fact, a sensor above each WC. That is expensive and involves a lot of work.

Benefits from STEINEL

- The high-frequency technology developed by STEINEL is capable of reliably detecting movement through stud walls! Compared with infrared technology, this means you only need a fraction of the sensors.

Technical advice

In larger-type WC facilities with several rooms, several HF 360-2 sensors can be interconnected via Bluetooth.



Presence detector HF 360-2

- 360° high-frequency presence detector
- HF sensor detects through thin walls and suspended ceilings
- Reach 12 m in diameter, ceiling mounting
- Wireless interconnection via Bluetooth
- Surface-mounted and concealed versions
- COM1, COM2, DALI-2 APC, DALI-2 IPD, KNX V3.1, IP, BT IPD (slave)

For EANs, see page 43



Presence Detector IR Quattro MICRO

- 360° infrared presence detector
- 16 sq.m. presence detection zone
- Only Ø 43 mm
- Micro-precision lens, 15 x 15 mm
- Also suitable for rooms exposed to moisture (IP65)
- Adjustable via smart remote
- COM1, DALI-2 IPD, KNX V3.1

For EANs, see page 44



Presence detector US 360

- 360° ultrasonic presence detector
- US sensor envelops objects but does not pass through them
- Presence detection zone covering 28 sq.m., ceiling mounting
- COM1, COM2, DALI-2 IPD, KNX V3.1

For EANs, see page 44



Presence switch HF 180

- 180° high-frequency presence switch
- For stair wells, entrance rooms and WC facilities
- 1-8 m reach in diameter
- The KNX version indicates temperature and air humidity levels measured
- Adapters for all commonly used 55 mm surrounds
- COM1, KNX V3.1

For EANs, see page 45

WC / washroom

Sensor-switched lights


In WCs and washrooms, the sensor-switched lights can really demonstrate their advantages. The sensor integrated in the light even detects movements behind partitions, e.g. in WC cubicles. The high-frequency sensor invented by STEINEL is invisibly integrated into the light and only switches light ON when it is needed.

Benefits from STEINEL

- Detection through stud walls and ceilings

Technical advice

Take advantage of the low-cost master/slave interconnection capability to create lighting groups with the RS PRO P2/ P3. All models from the R-series can be interconnected via Bluetooth and put into operation by app.



Sensor-switched indoor light RS PRO S20 SC

- Indoor LED SensorLight
- 360° high-frequency sensor, Ø 8 m reach
- 15 W giving up to 1580 lumens, 3000 K or 4000 K
- Optional 10–90 % basic light level, presence mode, neighbouring group function, bi-directional wireless interconnection capability, switches OFF in relation to daylight

For EANs, see page 51



Sensor-switched indoor light RS PRO R10 Plus SC

- Indoor LED SensorLight
- 360° high-frequency sensor, Ø 10 m reach
- 9 W, giving up to 1130 lumens, 3000 K or 4000 K
- Optional 10–50 % basic light level, main light 50–100 % and backlight, presence mode, neighbouring group function, interconnection via Bluetooth, group configuration, switches OFF in relation to daylight

For EANs, see page 50



Sensor-switched indoor light RS PRO P2 S

- Indoor LED SensorLight
- 360° high-frequency sensor, Ø 8 m reach
- 16 W giving up to 1810 lumens, 3000 K or 4000 K
- Optional 10 % basic light level
- Also available as emergency light version in compliance with EN 60598-2-22
- Up to 10 lights can be interconnected by cable

For EANs, see page 50



Sensor-switched indoor light RS PRO P3 S

- Indoor LED SensorLight
- 360° high-frequency sensor, Ø 8 m reach
- 20 W giving up to 2310 lumens, 3000 K or 4000 K
- Optional 10 % basic light level
- Also available as emergency light version in compliance with EN 60598-2-22
- Up to 10 lights can be interconnected by cable

For EANs, see page 50

18



Side room Sensors

Particularly in seldom used side rooms, the light is often left on when there is nobody there. Depending on room type, STEINEL offers you three technologies based on infrared, high-frequency and ultrasonic systems.

Benefits from STEINEL

- Use the IR Quattro for small to medium-sized rooms
- The HF 360 is the ideal solution where the influence of temperature makes it difficult to detect movement via infrared (e.g. printer rooms)
- The IR 180 can be integrated into the 55 mm adapter surrounds of commonly used switch ranges from Busch-Jaeger and Feller (a dedicated surround is available for Jung). The colour of the IR 180 is similar to RAL 9010



Presence detector IR Quattro

- 360° infrared presence detector
- Square detection zone, mechanically scalable
- Presence detection zone covering 16 sq.m., ceiling mounting
- COM1, COM2, DALI-2 APC, KNX V3.1

For EANs, see page 44



Motion detector IS 2360-3 ECO

- 360° infrared motion detector
- Ceiling installation at a height of up to 6 m
- Covers up to 133 sq.m., max. reach 12 m in diameter
- Also available in white

For EANs, see page 47



Presence detector HF 360

- 360° high-frequency presence detector
- HF sensor detects through thin walls and suspended ceilings
- Reach 12 m in diameter, ceiling mounting
- COM1, COM2, DALI-2 APC, DALI-2 IPD, KNX V3.1

For EANs, see page 44



Presence switch IR 180

- 180° infrared presence switch, 20 m reach
- For corridors and passageways in residential and office buildings
- The KNX version indicates temperature and humidity levels measured
- Adapters for all commonly used 55 mm surrounds
- Available as 2 and 3-wire option
- COM1, KNX V3.1

For EANs, see page 45

Side room Sensor-switched lights

Side rooms often have no windows, making them dark when you enter them. This is where you want the light to come ON quickly. Instead, you sometimes have to fumble around to find the switch. Sensor-switched lights from STEINEL are ideal in this situation.

Benefits from STEINEL

- Invisibly integrated in the light, the high-frequency sensor reliably switches the light ON when anyone enters the room
- High-efficiency STEINEL LED systems on the cutting edge of technology provide contemporary and energy-efficient lighting

Technical advice

The RS PRO 5100 SC can be interconnected via Bluetooth and put into operation by app.



Sensor-switched indoor light RS PRO R10 Plus SC

- Indoor LED SensorLight
- 360° high-frequency sensor, Ø 10 m reach
- 9 W, giving up to 1130 lumens, 3000 K or 4000 K
- Optional 10–50 % basic light level, main light 50–100 % and backlight, presence mode, neighbouring group function, interconnection via Bluetooth, group configuration, switches OFF in relation to daylight

For EANs, see page 50



Sensor-switched indoor light RS PRO S20 SC

- Indoor LED SensorLight
- 360° high-frequency sensor, Ø 8 m reach
- 26 W giving up to 2600 lumens, 3000 K or 4000 K
- Optional 10 % basic light level, presence mode, neighbouring group function, bi-directional wireless interconnection capability, switches OFF in relation to daylight

For EANs, see page 51



Sensor-switched indoor light RS PRO P2 S

- Indoor LED SensorLight
- 360° high-frequency sensor, Ø 8 m reach
- 20 W giving up to 2310 lumens, 3000 K or 4000 K
- Optional 10 % basic light level
- Also available as emergency light version in compliance with EN 60598-2-22
- Up to 10 lights can be interconnected by cable

For EANs, see page 50



Sensor-switched indoor light RS PRO 5100 SC

- Sensor-switched LED diffuser light
- For rugged applications: IP66, IK07
- 360° high-frequency sensor, Ø 10 m reach
- 30 W delivering 4206 lumens, 4000 K
- Optional 10–100 % basic light level, 10–100 % main light level, presence mode, neighbouring group function
- Wireless interconnection via Bluetooth

For EANs, see page 51

20

Multi-storey / underground car park Sensors

We've all seen it – multi-storey car parks are always brightly lit when there's nobody around. This is where on-demand lighting can make huge savings. These areas need to be provided with efficient coverage using just a few sensors. Infrared sensors are very well suited for this job.

Benefits from STEINEL

- The IS 3360 covers an area of over 1000 sq.m. with just one sensor
- At entrances, the HF 3360 is ideal for providing light that switches ON immediately. Because light is switched ON as soon as the sensor detects the door opening.

Technical advice

All four sensors can be controlled bi-directionally via the Smart Remote.



Film on application in
Parking & Transportation



Motion detector IS 3360

- 360° infrared motion detector
- Ceiling installation at a height of up to 4 m
- Watches over up to 1,000 m², 20 m reach radius
- 3 pyro-sensors, surface-mounted installation: IP54, concealed installation: IP20
- Surface-mounted and concealed versions in both round and square designs
- COM1, PF, DALI-2 APC, DALI-2 IPD, KNX V3.1

For EANs, see page 46



Motion detector IS 3180

- 180° infrared motion detector
- Wall or corner mounting
- Watches over up to 500 m², 20 m reach radius
- 2 pyro-sensors, surface-mounted installation: IP54, concealed installation: IP20
- Surface-mounted and concealed versions
- COM1, PF, DALI-2 APC, DALI-2 IPD, KNX V3.1

For EANs, see page 46



Motion detector sensIQ S

- 300° motion detector for outdoors
- Wall or corner mounting
- Three 100° zones and sneak-by guard
- Each zone can be mechanically adjusted from 2–20 m
- Installation at a height of up to 5 m, IP54
- Including corner wall mount and remote control
- Also available as a KNX version

For EANs, see page 48



Motion detector HF 3360

- 360° high-frequency motion detector
- 8 m reach in diameter
- Ceiling, wall or corner mounting
- Ideal for entrances
- Surface-mounted and concealed versions in both round and square designs
- COM1, PF, DALI-2 APC, DALI-2 IPD, KNX V3.1

For EANs, see page 45

Multi-storey / underground car park Sensor-switched lights


To illuminate multi-storey car parts safely, powerful lights are needed that use a lot of energy. In many cases, lighting is switched ON over entire levels without anyone being there. Using STEINEL sensor-switched lights, lighting is switched ON when it is needed, saving a large amount of energy.

Benefits from STEINEL

- Invisibly integrated in the light, the high-frequency sensor reliably switches the light ON
- Lights can be switched ON and OFF in groups
- You are provided with the basic light level option for night-time safety lighting

Technical advice

To install the RS PRO 5100 SC, you can use existing wiring and drill holes. The lights can be interconnected and adjusted via Bluetooth without the need for cables using the STEINEL app.



Sensor-switched indoor light RS PRO R30 Plus SC

- Indoor LED SensorLight
- 360° high-frequency sensor, Ø 10 m reach
- 24.5W, giving up to 3150 lumens, 3000 K or 4000 K
- Optional 10–50 % basic light level, main light 50–100 % and backlight, presence mode, neighbouring group function, interconnection via Bluetooth, group configuration, switches OFF in relation to daylight

For EANs, see page 50



Sensor-switched indoor light RS PRO P3 S

- Indoor LED SensorLight
- 360° high-frequency sensor, Ø 8 m reach
- 20W giving up to 2310 lumens, 3000 K or 4000 K
- Optional 10 % basic light level
- Also available as emergency light version in compliance with EN 60598-2-22
- Up to 10 lights can be interconnected by cable

For EANs, see page 50



Sensor-switched indoor light RS PRO S20 SC

- Indoor LED SensorLight
- 360° high-frequency sensor, Ø 8 m reach
- 26W giving up to 2600 lumens, 3000 K or 4000 K
- Optional 10 % basic light level, presence mode, neighbouring group function, bi-directional wireless interconnection capability, switches OFF in relation to daylight

For EANs, see page 50



Sensor-switched indoor light RS PRO 5100 SC

- Sensor-switched LED diffuser light
- For rugged applications: IP66, IK07
- 360° high-frequency sensor, Ø 10 m reach
- 30W delivering 4206 lumens, 4000 K
- Optional 10–50 % basic light level, 50–100 % main light level, presence mode, neighbouring group function
- Wireless interconnection via Bluetooth

For EANs, see page 50

Sports hall Sensors

Ceilings in sports halls are often 8–10 m high. Detecting movement reliably in environments like this is no easy task. STEINEL has created a convincing solution for this in the form of the IR Quattro HD.

Benefits from STEINEL

- The IR Quattro HD guarantees reliable detection from a ceiling height of up to 10 m
- With its four pyro sensors, it effortlessly covers an area of up to 1,300 m² when installed at a height of 10 m
- True Presence® provides a detection zone of no less than an unprecedented 177 m² – even from a height of up to 12 m

Technical advice

The additional guard cage protects the sensor from ball damage and vandalism.



Presence detector IR Quattro HD

- 360°infrared presence detector
- Square detection zone, mechanically scalable
- 64 sq.m. square presence detection zone
- Ceiling installation at a height of up to 10 m
- COM1, COM2, DALI-2 APC, DALI-2 IPD, DALI plus, KNX V3.1

For EANs, see page 44



Presence detector True Presence®

- Can unambiguously detect human presence
- Micro-movements due to breathing are enough
- Reliable absence detection
- 64 sq.m. True Presence® detection, 177 sq.m. presence and motion detection
- Precisely adjustable digital detection zone
- 2–12m mounting height
- COM1, COM2, DALI-2 APC, DALI-2 IPD, KNX V3.1 (concealed only), IP, BT IPD (slave)

For EANs, see page 42



Presence detector IR Quattro

- 360° infrared presence detector
- Square detection zone, mechanically scalable
- Presence detection zone covering 16 sq.m., ceiling mounting
- COM1, COM2, DALI-2 APC, KNX V3.1

For EANs, see page 44



Motion detector IS 3360 MX Highbay

- 360° infrared ceiling sensor
- For large halls or entrances
- Ceiling installation at a height of up to 14 m
- 18m reach radius
- COM1, PF, DALI-2 APC, DALI-2 IPD, KNX V3.1

For EANs, see page 47

Equipment room

Sensors / Sensor-switched lights

Equipment rooms in schools or other facilities, such as exercise studios, are rooms in which lighting is often left ON unused.

Benefits from STEINEL

- The ultrasonic sensor US 360 is ideal for irregularly shaped rooms, such as changing rooms with lockers, as ultrasonic waves propagate throughout the room
- The infrared sensor IS 3360 is the perfect solution for large, open spaces
- As impact-resistant sensor-switched lights with integrated HF sensor, the RS PRO 5100 SC is equipped for the toughest of applications

Technical advice

With all STEINEL indoor lights, the push-in shrouds supplied with them let you mask out specific areas of the detection zone very easily.



Presence detector **US 360**

- 360° ultrasonic presence detector
- US sensor envelops objects but does not pass through them
- Presence detection zone covering 28 sq.m., ceiling mounting
- COM1, COM2, DALI-2 IPD, KNX V3.1

For EANs, see page 44



Motion detector **IS 3360**

- 360° infrared motion detector
- Ceiling installation at a height of up to 4 m
- Watches over up to 1,000 m², 20 m reach radius
- 3 pyro-sensors, surface-mounted installation: IP54, concealed installation: IP20
- Surface-mounted and concealed versions in both round and square designs
- COM1, PF, DALI-2 APC, DALI-2 IPD, KNX V3.1

For EANs, see page 46



Sensor-switched indoor light **RS PRO 5100 SC**

- Sensor-switched LED diffuser light
- For rugged applications: IP66, IK07
- 360° high-frequency sensor, Ø 10 m reach
- 30 W delivering 4206 lumens, 4000 K
- Optional 10–100 % basic light level, 10–100 % main light level, presence mode, neighbouring group function
- Wireless interconnection via Bluetooth

For EANs, see page 51



Sensor-switched indoor light **RS PRO R20 Plus SC**

- Indoor LED SensorLight
- 360° high-frequency sensor, Ø 10 m reach
- 16 W, giving up to 1950 lumens, 3000 K or 4000 K
- Optional 10–50 % basic light level, main light 50–100 % and backlight, presence mode, neighbouring group function, interconnection via Bluetooth, group configuration, switches OFF in relation to daylight

For EANs, see page 50

24



High-bay warehouse Sensors

In high-bay warehouses, ceilings of up to 14 m in height place exacting demands on the sensor technology. On the one hand, it must reliably detect movements from these heights. On the other, it must only detect movement in the particular aisle it covers. Infrared is the only technology suitable for these heights.

Benefits from STEINEL

- For large expanses and ceilings as high as 10 m we recommend the IR Quattro HD for covering areas of up to 400 m² with just one sensor
- For warehouse aisles, STEINEL offers the IS 345 MX Highbay with a reach of 30 m per aisle
- The IS 3360 MX Highbay with a mounting height of up to 14 m is particularly suitable for warehouses

Technical advice

The sensors can be interconnected for covering even larger areas.



Motion detector IS 345 MX Highbay

- Infrared corridor sensor
- High-bay warehouse and aisles
- Ceiling installation at a height of up to 14 m
- Detection over a max. length of 30 m and width of 4 m (exact detection depending on mounting height)
- Lens specifically geared to corridors
- COM1, PF, DALI-2 APC, DALI-2 IPD, KNX V3.1

For EANs, see page 47



Presence detector True Presence®

- Can unambiguously detect human presence
- Micro-movements due to breathing are enough
- Reliable absence detection
- 64 sq.m. True Presence® detection, 177 sq.m. presence and motion detection
- Precisely adjustable digital detection zone
- 2 - 12 m mounting height
- COM1, COM2, DALI-2 APC, DALI-2 IPD, KNX V3.1 (concealed installation only), IP, BT IPD (slave)

For EANs, see page 42



Presence detector IR Quattro HD

- 360°infrared presence detector
- Square detection zone, mechanically scalable
- 64 sq.m. square presence detection zone
- Ceiling installation at a height of up to 10 m
- COM1, COM2, DALI-2 APC, DALI-2 IPD, DALI plus, KNX V3.1

For EANs, see page 44



Motion detector IS 3360 MX Highbay

- 360° infrared ceiling sensor
- For large halls or entrances
- Ceiling installation at a height of up to 14 m
- 18 m reach radius
- COM1, PF, DALI-2 APC, DALI-2 IPD, KNX V3.1

For EANs, see page 47

Warehouse Sensor-switched lights

Almost all warehouse facilities are illuminated by artificial light and in most cases lighting is left on all the time during working hours, even though it is only needed for short periods. Using STEINEL sensor-switched lights, the light is only switched ON when it's needed. Otherwise it is off or can be dimmed to a stand-by mode. In short – using automatic lighting in warehouses can produce very high potential savings.

Benefits from STEINEL

- Invisibly integrated in the light, the high-frequency sensor reliably switches the light ON, lights can be switched ON and OFF in groups
- Highly efficient STEINEL LED systems on the cutting edge of technology
- All lights are also available in a slave version

Technical advice

Benefiting from its neighbouring-light function, the RS PRO 5100 SC is capable of providing preceding and accompanying light for more safety and convenience.



Sensor-switched indoor light **RS PRO 5100 SC**

- Sensor-switched LED diffuser light
- For rugged applications: IP66, IK07
- 360° high-frequency sensor, Ø 10 m reach
- 30W delivering 4206 lumens, 4000 K
- Optional 10–100 % basic light level, 10–100 % main light level, presence mode, neighbouring group function
- Wireless interconnection via Bluetooth

For EANs, see page 51



Sensor-switched indoor light **RS PRO 5100 SC EM**

- Sensor-switched LED diffuser light
- Emergency light version with 3 hours of emergency lighting in compliance with EN 60598-2-22
- For rugged applications: IP66, IK07
- 360° high-frequency sensor, Ø 10 m reach
- 30W delivering 4206 lumens, 4000 K
- Optional 10–100 % basic light level, 10–100 % main light level, presence mode, neighbouring group function
- Wireless interconnection via Bluetooth

For EANs, see page 51

Outdoors Sensors

Private residential buildings

In private residential buildings, the main reason for using motion detectors is safety and convenience. Whether on the driveway or at the front door – lighting needs to switch ON reliably when anyone approaches the house.

Benefits from STEINEL

- STEINEL offers sensors with an angle of coverage of up to 300 degrees for mounting on the wall, ceiling or on building corners
- The sensIQ S is divided into three 100-degree zones, with each zone being separately adjustable in reach

Technical advice

The iHF 3D technology suppresses inadvertent triggering by small animals and permits precision electronic adjustment of the detection zone in 3 directions over a maximum reach of 7 m.



Motion detector iHF 3D

- 160° high-frequency sensor for outdoors
- Max. reach 1–7 m, precision-adjustable in 3 directions
- Detects movement equally well, from whichever direction
- No inadvertent triggering by small animals
- Wireless interconnection via Bluetooth
- Also available as a KNX version

For EANs, see page 48



Motion detector IS 2180-2

- 180° infrared motion detector for outdoors
- Watches over up to 200 sq.m., 12 m reach radius
- 2 pyro sensors
- Compact design fits close to the wall

For EANs, see page 47



Motion detector sensIQ S

- 300° motion detector for outdoors
- Wall or corner mounting
- Three 100° zones and sneak-by guard
- Each zone can be mechanically adjusted from 2–20 m
- Installation at a height of up to 5 m, IP54
- Including corner wall mount and remote control
- Also available as a KNX version

For EANs, see page 48



Motion detector IS 180 digi HD

- 180° motion detector for outdoors
- Tangential and radial detection almost equally as good
- Wall mounting
- 9 zones can be configured by app
- Installation at a height of 1.8–4 m, IP54
- Also available as a KNX version

For EANs, see page 48

Outdoors Sensors

Commercial buildings

The outdoor areas around commercial buildings are among the fields in which sensors are most frequently used. This is where the main focus is on security and efficiency in illuminating large areas.

Benefits from STEINEL

- The sensIQ can be installed at a height of up to 5 m, either on the wall, on the ceiling or on corners
- The IS 3180 can watch over outdoor areas of up to 500 sq.m.
- Besides high-resolution infrared detectors, STEINEL is the only manufacturer to offer iHF technology that opens up completely new options in detecting movement outdoors

Technical advice

Wherever possible, install infrared sensors so they are aimed across the direction walking in order to obtain optimum detection results.



Motion detector IS 3180

- 180° infrared motion detector
- Wall or corner mounting
- Watches over up to 500 m², 20 m reach radius
- 2 pyro-sensors, surface-mounted installation: IP54, concealed installation: IP20
- Surface-mounted and concealed versions
- COM1, PF, DALI-2 APC, DALI-2 IPD, KNX V3.1


For EANs, see page 46



Motion detector sensIQ

- 300° motion detector for outdoors
- Wall, corner or ceiling mounting
- Three 100° zones and sneak-by guard
- Each zone can be mechanically adjusted from 2 – 20 m
- Installation at a height of up to 5 m, IP54
- Including corner wall mount and remote control
- Also available as a KNX version

For EANs, see page 48



Outdoors

Sensor-switched lights

Sensor-switched LED lights for outdoors. Whether for a private home, a residential complex or entrances to commercial properties – these lights fit perfectly into any surrounding.

Benefits from STEINEL

- Sensor-switched lights for outdoors provide convenience, safety and security thanks to innovative infrared sensor technology
- Integrated LED light systems are perfectly geared to the sensors
- Lights with optional basic light level attractively illuminates the house number at night

Technical advice

If required, you can select 4 hours of permanent lighting (manual override) by operating the mains power switch. Up to 10 lights can also interconnected by cable.



Sensor-switched outdoor light L 690/691 S

- LED sensor-switched outdoor light
- 360° infrared sensor, 7 m reach
- 8.5W LED light system, 7max. 700 lm, 3000 K
- Optional basic light level 10 %, soft start
- Four intelligent basic light-level programs
- Up to 10 lights can be interconnected by cable
- Front of the light provides the optimum surface for affixing the house numbers supplied with it

For EANs, see page 52



Sensor-switched outdoor light L 666/665 S

- LED sensor-switched outdoor light
- 360° infrared sensor, 7 m reach
- 8.5W LED light system, 596 lm, 3000 K (L 666 S)
- 10.4W LED light system, 611 lm, 3000 K (L 665 S)
- Optional basic light level 10 %, soft start
- Four intelligent basic light-level programs
- Front of the light provides the optimum surface for affixing the house numbers supplied with it
- Up to 10 lights can be interconnected by cable

For EANs, see page 52

● steinel



Sensor-switched outdoor light L 330/331 S

- LED sensor-switched outdoor light
- 360° infrared sensor, 7 m reach
- 8.4W LED light system, max. 815 lm, 3000 K
- Optional basic light level 10 %, soft start
- Four intelligent basic light-level programs
- Up to 10 lights can be interconnected by cable

For EANs, see page 52



Sensor-switched outdoor light DL Vario Quattro PRO S

World first: the light diffuser with a patented honeycomb structure also acts as the sensor lens.

- LED sensor-switched outdoor light
- 360° infrared sensor, 2–8 m reach
- 14 W LED light system, 1430 lm, 3000 K or 4000 K
- Optional basic light level 10 %, soft start
- Up to 10 lights can be interconnected by cable

For EANs, see page 52

Outdoors

Sensor-switched lights

Sensor-switched LED lights for outdoors. Luminaires can be interconnected quickly and easily by Bluetooth technology and provide a consistent pattern of lighting around the entire property.

Benefits from STEINEL

- The mini-sensor can simply be removed from the light to facilitate configuration
- Thanks to its 4 individually adjustable sensors, the DL Vario Quattro PRO can be matched perfectly to needs, reducing inadvertent triggering
- The intelligent high-frequency technology in the L 825 SC manages without any visible sensor

Technical advice

The L 825 SC is easily and conveniently set and interconnected via Bluetooth using the STEINEL app. As a result, parameters are quickly readjusted.



Sensor-switched outdoor light L 825 SC

- LED sensor-switched outdoor light
- 360° intelligent high-frequency sensor, 5 m reach
- 9.5 W LED light system, 707 lm, 3000 K
- Optional basic light level 10–50 %, soft start
- Interconnection and start-up all very convenient by Bluetooth and STEINEL app

For EANs, see page 52



Sensor-switched outdoor light L 845 SC

- LED sensor-switched outdoor light
- 160° high-frequency sensor, 1–5 m reach
- 9 W LED light system, max. 719 lm, 3000 K
- Soft start
- Interconnection and start-up all very convenient by Bluetooth and STEINEL app

For EANs, see page 52



Sensor-switched outdoor light GL 85-900/600 SC

- LED sensor-switched outdoor light
- 160° high-frequency sensor, 1–5 m reach
- 9 W LED light system, max. 719 lm, 3000 K
- Soft start
- Available in 2 heights (900 and 600 mm)
- Interconnection and start-up all very convenient by Bluetooth and STEINEL app

For EANs, see page 52

30



Outdoors Sensor-switched floodlights

Without using motion detectors, illuminating large outdoor areas uses a lot of energy. Only by using motion detectors can lighting be controlled intelligently and activated on demand. Particularly on drives and at the back of buildings, sensor-switched floodlights are a popular choice for installing as a security measure.

Benefits from STEINEL

- The XLED floodlights come in various power classes with different lumen packages
- All floodlights can be aimed in any way and feature an active LED cooling system

Technical advice

You can increase the illuminated area by incorporating floodlights without sensors.



Floodlight **XLED PRO One S**

- High-power sensor-switched LED floodlight
- 240° infrared sensor with 10 m reach
- 18.5 W giving 2200 lumens
- Optional 10 % basic light level
- Mounting height up to 6 m
- Interconnectable by cable
- Version available without sensor

For EANs, see page 53



Sensor-switched floodlight **XLED PRO One Plus/Max S**

- High-power sensor-switched LED floodlight
- 240° infrared sensor with 10 m reach
- 33.7 W giving 4550 lumens (Plus version)
- 50.5 W giving 6350 lumens (Max version)
- Optional 10 % basic light level
- Mounting height up to 6 m
- Interconnectable by cable
- Version available without sensor

For EANs, see page 53



Sensor-switched floodlight **XLED PRO 240 S**

- High-power sensor-switched LED floodlight
- 240° infrared sensor with 12 m reach
- 20 W giving 2120 lumens, 3000 K or 4000 K
- Mounting height up to 6 m
- Fully swivelling LED panel
- Including corner wall mount
- Version available without sensor


For EANs, see page 53

Smart Remote One for all.

STEINEL sensors and sensor-switched lights are very easy to control via remote control and the associated app. For this, a smartphone or tablet is placed on the Smart Remote and connected via Bluetooth. An infrared interface permits communication with the sensors and lights. It doesn't get any smarter than that!

Benefits from STEINEL


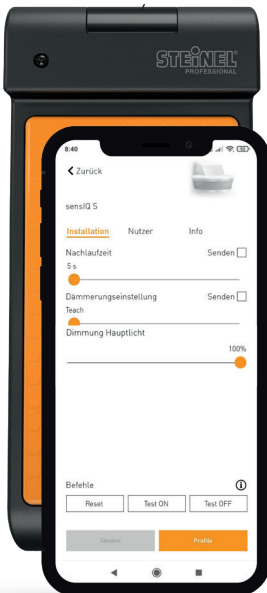
- The Smart Remote and associated app always give you the right remote control
- Replaces remote controls RC1-RC12



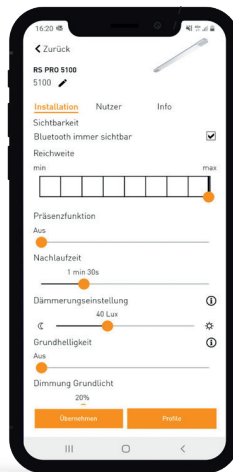
31



IR



Bluetooth



Remote control

Smart Remote

Settings are made conveniently via a smartphone or tablet. A universal remote control that replaces the RC1 – RC12.
EAN 4007841 009151

The STEINEL App.

Control by Bluetooth.

The STEINEL app can also be used without Smart Remote for controlling Bluetooth-capable products. This makes it easy and convenient to make all sensor and lighting settings. We are constantly expanding our range of Bluetooth-capable products.

32

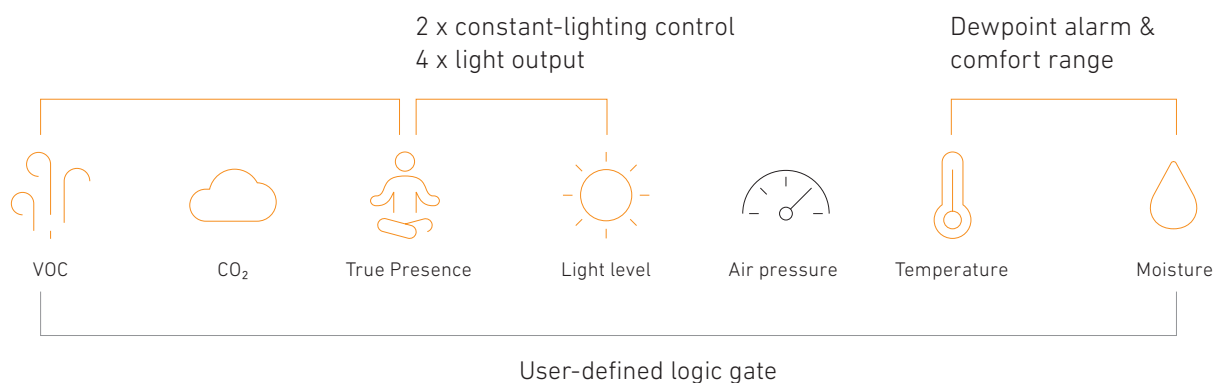


KNX V3.1. Extended KNX application.

Helping system integrators find their way around the programming process more quickly, we have structured the applications for True Presence®, Control Pro, the 3000 series and the sensIQ family in a similar way. Now in place are the latest functions, such as sensitivity adjustment for PIR sensors, constant light programming, selecting data-point types, day/night switching, human absence output and the creation of user-defined logic gates.



True Presence® multisensor



26

KNX presence and motion detector

0 | 1

Logic gate for intelligent building automation

Teach

Constant light programming

34



DALI-2 – the new benchmark

Application controller (APC)



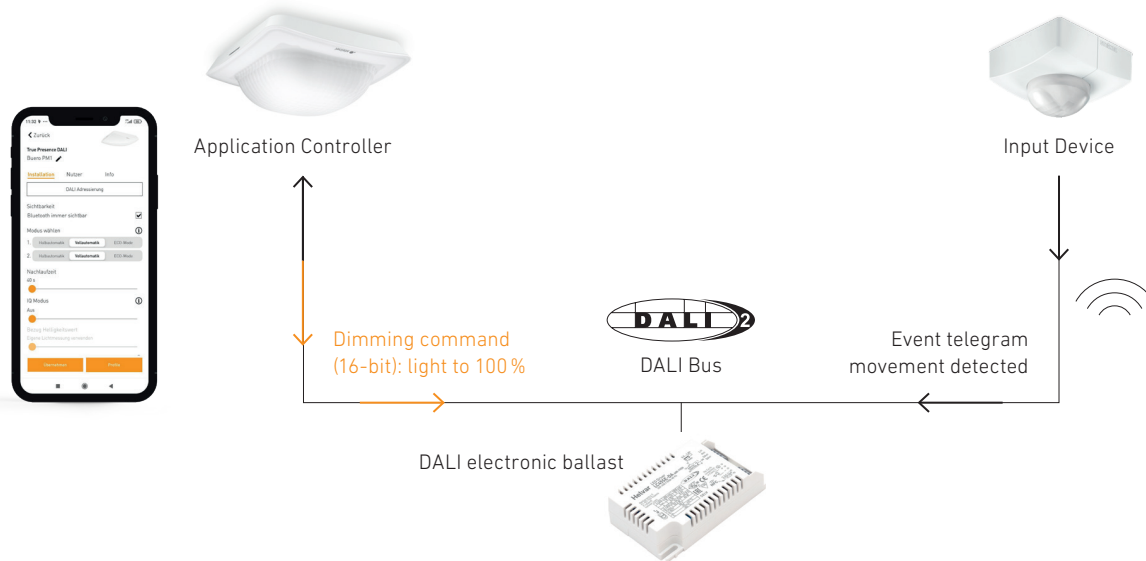
- System's decision-maker
- Commissions and configures the system
- Controls light by direct commands to control gear

Input device (IPD)

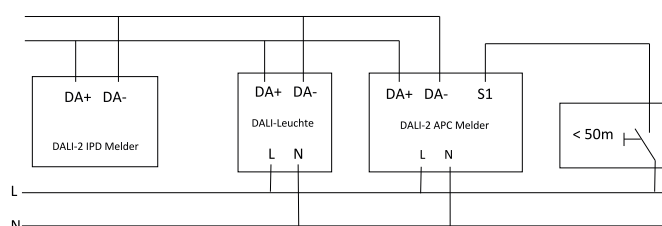


- Purely an input device (supplier of data)
- Informs the system about changes in surrounding environment or user inputs
- Compatible with automation interfaces
- Only sends non-solicited event messages

Communication between APC & IPD



DALI-2 APC connection

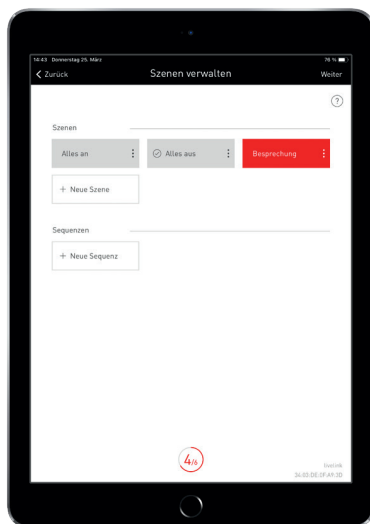


36



LiveLink – simple, versatile, reliable.

Optimum control for DALI luminaires. Using the LiveLink lighting management system, DALI-based sensors and luminaires can be quickly and easily integrated into a sensor-controlled lighting concept. This also takes account of incident daylight. Depending on intensity, the light is dimmed or switched off completely.



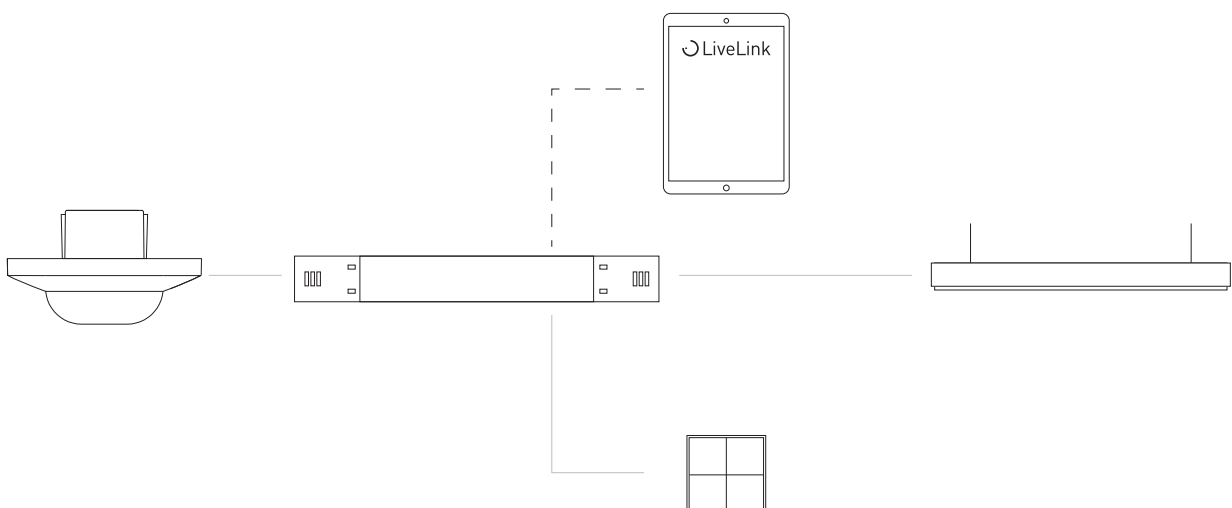
LiveLink – simple and intuitive

Using the LiveLink lighting management system, DALI-based sensors and luminaires can be integrated into a sensor-controlled lighting concept. Incidental daylight can also be taken into account. Depending on intensity, the light is dimmed or switched off completely.

The benefits to you:

- Straightforward and versatile control of all DALI lights
- Intuitive app
- Comprehensive range of sensors and accessories
- Future-proof through IoT/cloud connection

LiveLink installation





DALI plus – the gateway to intelligent lighting control.

Integrating a complete control unit into the load section of a sensor has enabled us to combine the key functions for DALI-based lighting control for straightforward installation and use. This provides an easy, fast and cost-effective way of providing solutions for many different applications. DALI plus – developed for everyone wanting to create and quickly implement innovative lighting management.

For classrooms, cubicle areas or single offices: Our DALI plus solution is both easy to use and effective. With intelligent sensors that come with a complete lighting control module. The control unit fitted in the load section makes installation both fast and easy. Using the Smart Remote, you can control up to 64 luminaires via 3 lighting channels by app. DALI plus is the ideal solution for anyone wishing to plan and install intelligent lighting with just a few components.

Benefits from STEINEL

- Perfect IR Quattro HD detection
- 64 DALI electronic ballasts in 3 groups
- Surface-mounted and in-ceiling version

Technical advice

In classrooms or offices, large windows produce different light levels in the room. The sensor automatically dims lighting as the daylight component increases.



40



Spot on rather than a rough estimate. STEINEL planning tools.

41

PROLog

The PROLog planning tool answers the question: how much energy can intelligent sensor technology save in our particular project?

Easy to use, the PROLog planning tool tells you precisely the amount of energy you can save in a building. For you this means: spot on rather than a rough estimate.

Overwhelming example calculations and generalisations are often far off the mark, leaving you to think you can save far more than is actually possible. PROLog from STEINEL puts an end to guesswork and calculates exactly how much energy intelligent sensor technology can save for a particular building.

PROLog records user behaviour as well as the level of light in a room and takes this as the basis for calculating the energy / lighting that is being wasted. This way, user behaviour determines the potential saving. Our PROLog, together with the PROLog software, gives you a comprehensive instrument to plan your lighting needs: it measures the exact amount of energy being wasted and calculates actual savings for a specific situation.

And the result? An objective basis that perfectly controls the lighting a building actually needs.

Simply intelligent.

RELUX®

Do you want direct access to our comprehensive collection of lighting and sensor data for planning the perfect solution? This software not only provides you with all the data for planning lighting and lights from STEINEL, but also for

accurately configuring the detection zone of our sensors – including visual displays.

Available for download at www.relux.ch

DIALux

With our vast experience in planning lighting, you can be sure of getting professional results every time.

Our expertise combined with free, all-inclusive software gives you a level of efficiency that delivers results you can be proud of. DIALux constantly offers you support with all lighting data and in meeting national and international guidelines, calculates your particular energy requirement and displays your planning results in photo-realistic quality. Having been geared specifically to practical needs, this software has been



used by hundreds of thousands of lighting planners across the world.







The light planning and visualisation data is exclusively available to STEINEL Professional clients for on-line plug-in use in DIALux. Light distribution curves, technical specifications and 3D volumetric data are available for downloading from www.dial.de.

Free planning service








- PROLog / DIALux / Relux
- Phone: +49 (0) 52 45 / 448 307
- Fax: +49 (0) 52 45 / 448 308
- E-mail: objekte@steinel.de

Summary of sensors

Control PRO II					
Product	Installation	Interface	Colour	EAN	Page
True Presence® 	Concealed installation	COM1	White	4007841 057923	10.13, 15, 22, 24
	Concealed installation	COM1	Black	4007841 068509	10.13, 15, 22, 24
	Concealed installation	COM2	White	4007841 057947	10.13, 15, 22, 24
	Concealed installation	DALI-2 APC	White	4007841 057961	10.13, 15, 22, 24
	Concealed installation	KNX V3.1	White	4007841 056339	10.13, 15, 22, 24
	Concealed installation	KNX V3.1	Black	4007841 068516	10.13, 15, 22, 24
	Concealed installation	IP	White	4007841 066031	10.13, 15, 22, 24
	Concealed installation	BT IPD (slave)	White	4007841 064518	10.13, 15, 22, 24
	Surface-mounted installation	COM1	White	4007841 057916	10.13, 15, 22, 24
	Surface-mounted installation	COM1	Black	4007841 068493	10.13, 15, 22, 24
	Surface-mounted installation	COM2	White	4007841 057930	10.13, 15, 22, 24
	Surface-mounted installation	DALI-2 APC	White	4007841 057954	10.13, 15, 22, 24
	Surface-mounted installation	IP	White	4007841 066024	10.13, 15, 22, 24
	Surface-mounted installation	BT IPD (slave)	White	4007841 064525	10.13, 15, 22, 24
	Multisensor KNX, conc. installation	KNX V3.1	White	4007841 056353	10.13, 15, 22, 24
	Multisensor Aerosol KNX, conc. inst.	KNX V3.0	White	4007841 079208	10.13, 15, 22, 24
	Multisensor 	Air KNX, concealed installation	KNX V3.1	White	4007841 056346
Aerosol KNX		KNX V3.0	White	4007841 079192	11, 13, 15



Product	Installation	Interface	Colour	EAN	Page
Hallway  	Concealed installation	COM1	White	4007841 057985	7, 13
	Concealed installation	COM2	White	4007841 058005	7, 13
	Concealed installation	DALI-2 APC	White	4007841 058029	7, 13
	Concealed installation	DALI-2 IPD	White	4007841 064532	7, 13
	Concealed installation	KNX V3.1	White	4007841 058036	7, 13
	Concealed installation	IP	White	4007841 066161	7, 13
	Concealed installation	BT IPD (slave)	White	4007841 064556	7, 13
	Surface-mounted installation	COM1	White	4007841 057978	7, 13
	Surface-mounted installation	COM2	White	4007841 057992	7, 13
	Surface-mounted installation	DALI-2 APC	White	4007841 058012	7, 13
	Surface-mounted installation	DALI-2 IPD	White	4007841 064549	7, 13
	Surface-mounted installation	KNX V3.1	White	4007841 064488	7, 13
	Surface-mounted installation	IP	White	4007841 066154	7, 13
	Surface-mounted installation	BT IPD (slave)	White	4007841 064563	7, 13
HF 360-2  	Concealed installation	COM1	White	4007841 064433	8, 16
	Concealed installation	COM2	White	4007841 064242	8, 16
	Concealed installation	DALI-2 APC	White	4007841 064266	8, 16
	Concealed installation	DALI-2 IPD	White	4007841 064280	8, 16
	Concealed installation	KNX V3.2	White	4007841 064303	8, 16
	Concealed installation	IP	White	4007841 065973	8, 16
	Concealed installation	BT IPD (slave)	White	4007841 064419	8, 16
	Surface-mounted installation	COM1	White	4007841 064440	8, 16
	Surface-mounted installation	COM2	White	4007841 064259	8, 16
	Surface-mounted installation	DALI-2 APC	White	4007841 064273	8, 16
	Surface-mounted installation	DALI-2 IPD	White	4007841 064297	8, 16
	Surface-mounted installation	KNX V3.2	White	4007841 064860	8, 16
	Surface-mounted installation	IP	White	4007841 065966	8, 16
	Surface-mounted installation	BT IPD (slave)	White	4007841 064426	8, 16
IR Quattro HD-2  	Concealed installation	COM1	White	4007841 064310	11, 14, 15
	Concealed installation	COM2	White	4007841 064334	11, 14, 15
	Concealed installation	DALI-2 APC	White	4007841 064358	11, 14, 15
	Concealed installation	DALI-2 IPD	White	4007841 064372	11, 14, 15
	Concealed installation	IP	White	4007841 065959	11, 14, 15
	Concealed installation	BT IPD (slave)	White	4007841 064396	11, 14, 15
	Surface-mounted installation	COM1	White	4007841 064327	11, 14, 15
	Surface-mounted installation	COM2	White	4007841 064341	11, 14, 15
	Surface-mounted installation	DALI-2 APC	White	4007841 064365	11, 14, 15
	Surface-mounted installation	DALI-2 IPD	White	4007841 064389	11, 14, 15
	Surface-mounted installation	KNX V3.1	White	4007841 064853	11, 14, 15
	Surface-mounted installation	IP	White	4007841 065942	11, 14, 15
	Surface-mounted installation	BT IPD (slave)	White	4007841 064402	11, 14, 15
	Installation	COM1	White	4007841 079406	11, 14, 15
Installation	KNX V3.1	White	4007841 079413	11, 14, 15	






Control Pro

Product	Installation	Interface	Colour	EAN	Page
	Concealed installation	COM1	White	4007841 000349	18, 22
	Concealed installation	COM2	White	4007841 000356	18, 22
	Concealed installation	DALI-2 APC	White	4007841 002749	18, 22
	Concealed installation	KNX V3.1	White	4007841 058487	18, 22
	Surface-mounted installation	COM1	White	4007841 592301	18, 22
	Concealed installation	COM1	White	4007841 002794	22, 24
	Concealed installation	COM1	Black	4007841 068608	22, 24
	Concealed installation	COM2	White	4007841 002770	22, 24
	Concealed installation	DALI-2 APC	White	4007841 002756	22, 24
	Concealed installation	DALI-2 IPD	White	4007841 057497	22, 24
	Concealed installation	KNX V3.1	White	4007841 058470	22, 24
	Concealed installation	KNX V3.1	Black	4007841 068622	22, 24
	Surface-mounted installation	COM1	White	4007841 592400	22, 24
	Surface-mounted installation	COM1	Black	4007841 068615	22, 24
	Surface-mounted installation	DALI plus	White	4007841 035273	15
	Installation	DALI plus	White	4007841 035204	15
	Installation	COM1	White	4007841 053789	10, 16
	Installation	COM1	Black	4007841 068639	10, 16
	Installation	DALI-2 IPD	White	4007841 053871	10, 16
	Installation	KNX V3.1	White	4007841 064129	10, 16
	Installation	KNX V3.1	Black	4007841 068646	10, 16
	Installation	KNX V3.1	White	4007841 058494	11
	Concealed installation	COM1	White	4007841 032951	10
	Concealed installation	DALI-2 IPD	White	4007841 057510	10
	Concealed installation	KNX V3.1	White	4007841 058500	10
	Concealed installation	COM1	White	4007841 002800	18
	Concealed installation	COM2	White	4007841 002848	18
	Concealed installation	DALI-2 APC	White	4007841 002817	18
	Concealed installation	DALI-2 IPD	White	4007841 057480	18
	Concealed installation	KNX V3.1	White	4007841 059484	18
	Surface-mounted installation	COM1	White	4007841 751302	18
	Concealed installation	COM1	White	4007841 007935	8, 10, 14, 16, 23
	Concealed installation	COM2	White	4007841 007942	8, 10, 14, 16, 23
	Concealed installation	DALI-2 IPD	White	4007841 057534	8, 10, 14, 16, 23
	Concealed installation	KNX V3.1	White	4007841 059514	8, 10, 14, 16, 23


Product	Installation	Interface	Colour	EAN	Page
Dual US 	Concealed installation	COM1	White	4007841 007843	7
	Concealed installation	COM2	White	4007841 007850	7
	Concealed installation	DALI-2 IPD	White	4007841 057466	7
	Concealed installation	KNX V3.1	White	4007841 059491	7
	Installation	COM1	White	4007841 079598	7
	Installation	KNX V3.1	White	4007841 079604	7
HF 180 	Wall switches	COM1	White	4007841 032883	8, 16
	Wall switches	KNX V3.1	White	4007841 059460	8, 16
IR 180 	Wall switches	COM1	White	4007841 029944	7, 13, 18
	Wall switches	KNX V3.1	White	4007841 058463	7, 13, 18
HPD					
HPD2 	Surface-mounted installation	IP	White	4007841 033965	11, 12, 14
	Surface-mounted installation	KNX	White	4007841 033200	11, 12, 14
HPD3 	Surface-mounted installation	IP	White	4007841	12
	Surface-mounted installation	KNX	White	4007841	12
3000 Series					
HF 3360 	Surface-mounted, square	COM1	White	4007841 011734	8, 20
	Surface-mounted, square	PF	White	4007841 010546	8, 20
	Surface-mounted, square	DALI-2 APC	White	4007841 011604	8, 20
	Surface-mounted, square	DALI-2 IPD	White	4007841 057312	8, 20
	Surface-mounted, square	KNX V3.1	White	4007841 058210	8, 20
	Surface-mounted, round	COM1	White	4007841 033668	8, 20
	Surface-mounted, round	PF	White	4007841 033699	8, 20
	Surface-mounted, round	DALI-2 APC	White	4007841 033736	8, 20
	Surface-mounted, round	DALI-2 IPD	White	4007841 057329	8, 20
	Surface-mounted, round	KNX V3.1	White	4007841 058234	8, 20
	Concealed, square	COM1	White	4007841 033675	8, 20
	Concealed, square	PF	White	4007841 033705	8, 20
	Concealed, square	DALI-2 APC	White	4007841 033743	8, 20
	Concealed, square	DALI-2 IPD	White	4007841 057336	8, 20
	Concealed, square	KNX V3.1	White	4007841 058227	8, 20
	Concealed, round	COM1	White	4007841 033682	8, 20
	Concealed, round	PF	White	4007841 033712	8, 20
	Concealed, round	DALI-2 APC	White	4007841 033750	8, 20
	Concealed, round	DALI-2 IPD	White	4007841 057343	8, 20
	Concealed, round	KNX V3.1	White	4007841 058241	8, 20

3000 Series

Product	Installation	Interface	Colour	EAN	Page
IS 3180 	Surface-mounted, square	COM1	White	4007841 009113	20, 27
	Surface-mounted, square	PF	White	4007841 010508	20, 27
	Surface-mounted, square	DALI-2 APC	White	4007841 010553	20, 27
	Surface-mounted, square	DALI-2 IPD	White	4007841 057350	20, 27
	Surface-mounted, square	KNX V3.1	White	4007841 058135	20, 27
	Concealed, square	COM1	White	4007841 055721	20, 27
	Concealed, square	PF	White	4007841 055769	20, 27
	Concealed, square	DALI-2 APC	White	4007841 055738	20, 27
	Concealed, square	DALI-2 IPD	White	4007841 057367	20, 27
	Concealed, square	KNX V3.1	White	4007841 058142	20, 27
IS 3360 	Surface-mounted, square	COM1	White	4007841 010478	20, 23
	Surface-mounted, square	COM1	Black	4007841 068523	20, 23
	Surface-mounted, square	PF	White	4007841 010515	20, 23
	Surface-mounted, square	DALI-2 APC	White	4007841 010560	20, 23
	Surface-mounted, square	DALI-2 IPD	White	4007841 057237	20, 23
	Surface-mounted, square	KNX V3.1	White	4007841 058166	20, 23
	Surface-mounted, square	KNX V3.1	Black	4007841 068561	20, 23
	Surface-mounted, round	COM1	White	4007841 033446	20, 23
	Surface-mounted, round	COM1	Black	4007841 068547	20, 23
	Surface-mounted, round	PF	White	4007841 033477	20, 23
	Surface-mounted, round	DALI-2 APC	White	4007841 033507	20, 23
	Surface-mounted, round	DALI-2 IPD	White	4007841 057251	20, 23
	Surface-mounted, round	KNX V3.1	White	4007841 058180	20, 23
	Surface-mounted, round	KNX V3.1	Black	4007841 068585	20, 23
	Concealed, square	COM1	White	4007841 033460	20, 23
	Concealed, square	COM1	Black	4007841 068530	20, 23
	Concealed, square	PF	White	4007841 033491	20, 23
	Concealed, square	DALI-2 APC	White	4007841 033514	20, 23
	Concealed, square	DALI-2 IPD	White	4007841 057244	20, 23
	Concealed, square	KNX V3.1	White	4007841 058173	20, 23
	Concealed, square	KNX V3.1	Black	4007841 068578	20, 23
	Concealed, round	COM1	White	4007841 033453	20, 23
	Concealed, round	COM1	Black	4007841 068554	20, 23
	Concealed, round	PF	White	4007841 033484	20, 23
	Concealed, round	DALI-2 APC	White	4007841 033521	20, 23
	Concealed, round	DALI-2 IPD	White	4007841 057268	20, 23
	Concealed, round	KNX V3.1	White	4007841 058197	20, 23
	Concealed, round	KNX V3.1	Black	4007841 068592	20, 23

Product	Installation	Interface	Colour	EAN	Page
IS 345 	Surface-mounted, square	COM1	White	4007841 010485	7
	Surface-mounted, square	PF	White	4007841 010539	7
	Surface-mounted, square	DALI-2 APC	White	4007841 010584	7
	Surface-mounted, square	DALI-2 IPD	White	4007841 057275	7
	Surface-mounted, square	KNX V3.1	White	4007841 058258	7
	Surface-mounted, round	COM1	White	4007841 033798	7
	Surface-mounted, round	PF	White	4007841 033828	7
	Surface-mounted, round	DALI-2 APC	White	4007841 033859	7
	Surface-mounted, round	DALI-2 IPD	White	4007841 057299	7
	Surface-mounted, round	KNX V3.1	White	4007841 058272	7
	Concealed, square	COM1	White	4007841 033804	7
	Concealed, square	PF	White	4007841 033835	7
	Concealed, square	DALI-2 APC	White	4007841 033866	7
	Concealed, square	DALI-2 IPD	White	4007841 057282	7
	Concealed, square	KNX V3.1	White	4007841 058265	7
	Concealed, round	COM1	White	4007841 033811	7
	Concealed, round	PF	White	4007841 033842	7
	Concealed, round	DALI-2 APC	White	4007841 033873	7
	Concealed, round	DALI-2 IPD	White	4007841 057305	7
	Concealed, round	KNX V3.1	White	4007841 058289	7
IS 3360 MX Highbay 	Surface-mounted, square	COM1	White	4007841 033569	22, 24
	Surface-mounted, square	PF	White	4007841 033583	22, 24
	Surface-mounted, square	DALI-2 APC	White	4007841 010577	22, 24
	Surface-mounted, square	DALI-2 IPD	White	4007841 057374	22, 24
	Surface-mounted, square	KNX V3.1	White	4007841 058364	22, 24
IS 345 MX Highbay 	Surface-mounted, square	COM1	White	4007841 010492	24
	Surface-mounted, square	PF	White	4007841 010522	24
	Surface-mounted, square	DALI-2 APC	White	4007841 010591	24
	Surface-mounted, square	DALI-2 IPD	White	4007841 057398	24
	Surface-mounted, square	KNX V3.1	White	4007841 058296	24
2000 Series					
IS 2180-2 	Wall and corner mounting	COM1	Black	4007841 603717	26
	Wall and corner mounting	COM1	White	4007841 603816	26
	Wall and corner mounting	COM1	Stainless steel look	4007841 603915	26
	Wall and corner mounting	COM1	Anthracite	4007841 057664	26
IS 2360-3 ECO 	Ceiling mounting	COM1	White	4007841 057770	18
	Ceiling mounting	COM1	Black	4007841 081706	18










Outdoor motion detectors

Product	Installation	Interface	Colour	EAN	Page
iHF 3D 	Wall mounting	COM1	Black	4007841 066215	26
	Wall mounting	COM1	White	4007841 066222	26
	Wall mounting	COM1	Anthracite	4007841 066178	26
	Wall mounting	KNX V3.5	Black	4007841 059637	26
	Wall mounting	KNX V3.5	White	4007841 059644	26
	Wall mounting	KNX V3.5	Anthracite	4007841 059620	26
sensIQ 	Wall, ceiling and corner mounting	COM1	Black	4007841 029579	27
	Wall, ceiling and corner mounting	COM1	White	4007841 029562	27
	Wall, ceiling and corner mounting	COM1	Anthracite	4007841 056636	27
	Wall, ceiling and corner mounting	KNX V3.1	Black	4007841 059552	27
	Wall, ceiling and corner mounting	KNX V3.1	White	4007841 059576	27
	Wall, ceiling and corner mounting	KNX V3.1	Anthracite	4007841 059538	27
	Wall, ceiling and corner mounting	eNet	Black	4007841 020422	27
	Wall, ceiling and corner mounting	eNet	White	4007841 020439	27
	Wall, ceiling and corner mounting	eNet	Stainless steel look	4007841 020415	27
sensIQ S 	Wall and corner mounting	COM1	Black	4007841 034979	26
	Wall and corner mounting	COM1	White	4007841 034955	26
	Wall and corner mounting	COM1	Stainless steel look	4007841 034962	26
	Wall and corner mounting	COM1	Anthracite	4007841 056650	26
	Wall and corner mounting	KNX V3.1	Black	4007841 059606	26
	Wall and corner mounting	KNX V3.1	White	4007841 059613	26
	Wall and corner mounting	KNX V3.1	Anthracite	4007841 059583	26
IS 180 digi HD 	Wall mounting	COM1	White	4007841 066109	26
	Wall mounting	COM1	Anthracite	4007841 066079	26

Overview of sensor accessories

RC5 	Remote control	-	Black	4007841 592806
RC6 KNX 	Remote control	KNX	Black	4007841 593018
RC7 KNX 	Remote control	KNX	Black	4007841 592912
RC8 	Remote control	-	Black	4007841 559410
Smart Remote 	Remote control (2x AAA batteries)	-	Black	4007841 009151
Black surrounds (Serie 3000) 	Surface-mounted installation, square (IR)	-	Black	4007841 056711
	Surface-mounted installation, round (IR)	-	Black	4007841 056735
	Concealed installation, square (IR)	-	Black	4007841 056728
	Concealed, round (IR)	-	Black	4007841 056742
	Surface-mounted inst., square (HF 3360)	-	Black	4007841 056674
	Surface-mounted inst., round (HF 3360)	-	Black	4007841 056698
	Concealed installation, square (HF 3360)	-	Black	4007841 056681
	Concealed installation, round (HF 3360)	-	Black	4007841 056704
LiveLink				
Control device 		LiveLink		4007841 013653
	WiFi Connect	LiveLink		4007841 035129
Switch coupler 	DALI 4x	LiveLink		4007841 013660

Summary of luminaires & floodlights



P-series					
Product	Version	Colour temperature	Lumens	EAN	Page
	RS PRO P1 S NW	4000 K	1010lm	4007841 056032	17, 19, 21
	RS PRO P1 S WW	3000 K	960lm	4007841 056063	17, 19, 21
	RS PRO P1 NW	4000 K	1010lm	4007841 056049	17, 19, 21
	RS PRO P1 WW	3000 K	960lm	4007841 056056	17, 19, 21
	RS PRO P2 S NW	4000 K	1810lm	4007841 056070	17, 19, 21
	RS PRO P2 S WW	3000 K	1730lm	4007841 056100	17, 19, 21
	RS PRO P2 NW	4000 K	1810lm	4007841 056087	17, 19, 21
	RS PRO P2 WW	3000 K	1730lm	4007841 056094	17, 19, 21
	RS PRO P2 S NW EM	4000 K	1810lm	4007841 058579	17, 19, 21
	RS PRO P2 S WW EM	3000 K	1730lm	4007841 058586	17, 19, 21
	RS PRO P3 S NW	4000 K	2310lm	4007841 056117	17, 19, 21
	RS PRO P3 S WW	3000 K	2210lm	4007841 056148	17, 19, 21
	RS PRO P3 NW	4000 K	2310lm	4007841 056124	17, 19, 21
	RS PRO P3 WW	3000 K	2210lm	4007841 056131	17, 19, 21
	RS PRO P3 S NW EM	4000 K	2310lm	4007841 058593	17, 19, 21
	RS PRO P3 S WW EM	3000 K	2210lm	4007841 058609	17, 19, 21
R series					
 	RS PRO R10 PLUS SC NW	4000 K	1130lm	4007841 067700	17, 19
	RS PRO R10 PLUS SC WW	3000 K	1100lm	4007841 067717	17, 19
	RS PRO R10 BASIC SC NW	4000 K	1130lm	4007841 067809	17, 19
	RS PRO R10 BASIC SC WW	3000 K	1100lm	4007841 067816	17, 19
 	RS PRO R20 PLUS SC NW	4000 K	2000 lm	4007841 067724	23
	RS PRO R20 PLUS SC WW	3000 K	1950 lm	4007841 067755	23
	RS PRO R20 BASIC SC NW	4000 K	2000 lm	4007841 067823	23
	RS PRO R20 BASIC SC WW	3000 K	1950 lm	4007841 067854	23
 	RS PRO R30 PLUS SC NW	4000 K	3200lm	4007841 067762	21
	RS PRO R30 PLUS SC WW	3000 K	3120lm	4007841 067793	21
	RS PRO R30 BASIC SC NW	4000 K	3200lm	4007841 067861	21
	RS PRO R30 BASIC SC WW	3000 K	3120lm	4007841 067892	21

R-series (Q)					
Product	Version	Colour temperature	Lumens	EAN	Page
RS PRO R20 Q 	RS PRO R20 PLUS Q SC NW	4000 K	1950 lm	4007841 067731	23
	RS PRO R20 PLUS Q SC WW	3000 K	1900 lm	4007841 067748	23
	RS PRO R20 BASIC Q SC NW	4000 K	1950 lm	4007841 067830	23
	RS PRO R20 BASIC Q SC WW	3000 K	1900 lm	4007841 067847	23
RS PRO R30 Q 	RS PRO R30 PLUS Q SC NW	4000 K	3150 lm	4007841 067779	21
	RS PRO R30 PLUS Q SC WW	3000 K	3070 lm	4007841 067786	21
	RS PRO R30 BASIC Q SC NW	4000 K	3150 lm	4007841 067878	21
	RS PRO R30 BASIC Q SC WW	3000 K	3070 lm	4007841 067885	21
S-series					
RS PRO S10 	RS PRO S10 SC NW PC	4000 K	1250 lm	4007841 081072	17, 19, 21
	RS PRO S10 SC WW PC	3000 K	1200 lm	4007841 081096	17, 19, 21
RS PRO S20 	RS PRO S20 SC NW PC	4000 K	1580 lm	4007841 067540	17, 19, 21
	RS PRO S20 SC WW PC	3000 K	1423 lm	4007841 067564	17, 19, 21
RS PRO S30 	RS PRO S30 SC NW PMMA	4000 K	2626 lm	4007841 068042	17, 19, 21
	RS PRO S30 SC WW PMMA	3000 K	2496 lm	4007841 068059	17, 19, 21
5100 Series					
RS PRO 5100 	RS PRO 5100 SC	4000 K	4206 lm	4007841 078881	19, 21, 23, 25
	RS PRO 5100 C	4000 K	4206 lm	4007841 079178	19, 21, 23, 25
	RS PRO 5100 SC EM	4000 K	4206 lm	4007841 079161	25
	RS PRO 5100 SC 5C	4000 K	4206 lm	4007841 079185	19, 21, 23, 25

Sensor-switched outdoor lights

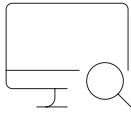


Product	Version	Colour temperature	Lumens	EAN	Page
L 690 S/ L 691 S 	L 690 S	3000 K	700 lm	4007841 053000	28
	L 691 S	3000 K	576 lm	4007841 053031	28
L 330 S/ L 331 S 	L 330 S	3000 K	815 lm	4007841 053079	28
	L 331 S	3000 K	720 lm	4007841 053093	28
L 666 S/ L 665 S 	L 666 S	3000 K	596 lm	4007841 053116	28
	L 665 S	3000 K	611 lm	4007841 053949	28
DL Vario Quattro PRO 	DL VARIO QUATTRO PRO S NW	4000 K	1430 lm	4007841 068196	28
	DL VARIO QUATTRO PRO S WW	3000 K	1430 lm	4007841 068202	28
L 825 SC 	L 825 SC	3000 K	770 lm	4007841 059903	29
L 845 	L 845 SC	3000 K	655 lm	4007841 078645	29
	L 845 C	3000 K	719 lm	4007841 078638	29
GL 85 S 	GL 85-900 SC	3000 K	655 lm	4007841 078683	29
	GL 85-900 C	3000 K	719 lm	4007841 078676	29
	GL 85-600 SC	3000 K	655 lm	4007841 078669	29
	GL 85-600 C	3000 K	719 lm	4007841 078652	29

Floodlights

Product	Version	Colour temperature	Lumens	EAN	Page
	XLED PRO 240, S, white	3000 K	2120 lm	4007841 068073	30
	XLED PRO 240, S, white	4000 K	2407 lm	4007841 068370	30
	XLED PRO 240 S, black	3000 K	2120 lm	4007841 068110	30
	XLED PRO 240 S, black	4000 K	2407 lm	4007841 068363	30
	XLED PRO 240 S, anthracite	3000 K	2120 lm	4007841 068066	30
	XLED PRO 240, white	3000 K	2120 lm	4007841 068103	30
	XLED PRO 240, black	3000 K	2120 lm	4007841 068097	30
	XLED PRO 240, anthracite	3000 K	2120 lm	4007841 068080	30
	XLED PRO ONE S	3000 K	2200 lm	4007841069568	30
	XLED PRO ONE PLUS S	3000 K	4450 lm	4007841069551	30
	XLED PRO ONE MAX S	3000 K	6350 lm	4007841069537	30
	XLED PRO ONE	3000 K	2200 lm	4007841069513	30
	XLED PRO ONE PLUS	3000 K	4450 lm	4007841069544	30
	XLED PRO ONE MAX	3000 K	6350 lm	4007841069520	30

Service. Made by STEINEL.

For 60 years now, we have been inventing and developing technology products that are far ahead of their time and altogether capable of changing entire markets. We specialise in sensor technology and can provide everything that is needed in automatic lighting and building automation. Product, software and service – we can give you everything for your application.

<p>DIALux RELUX®</p> <p>DIALux / Relux planning service</p> <p>Phone +49 (0) 5245 / 448 307 Fax +49 (0) 5245 / 448 308 Email: objekte@steinel.de</p>	 <p>Our full product line-up along with operating instructions and product videos can be found at www.steinel.de</p>	
<p>5</p> <p>5-year warranty on all products from our Professional line</p>	 <p>STEINEL replacement-parts service and availability guaran- tee for genuine STEINEL parts</p>	 <p>Contact our sales represent- atives for any details you may require</p>



As from now, you can access the online version of our sensor guide. This is where you will find the right sensor for your application and can immediately get all of the latest product details on our sensors and sensor-switched lights at a glance.

www.steinell.de/en/sensorguide

STEINEL GmbH
Dieselstrasse 80-84
33442 Herzebrock - Clarholz
Germany

Phone: 49 (0) 5245 448 0
Fax +49 (0) 5245 448 197
www.steinel.de
youtube.com/steinelgmbh
xing.com/companies/steinelgmbh



STEINEL (UK) Ltd.
25 Manasty Road
Axis Park,
GB – Peterborough Cambs PE2 6UP

phone: +44-1733-366-700
fax: +44-1733-366-701

For orders and enquiries: steinel@steinel.co.uk
For technical questions: technical@steinel.co.uk

info@steinel.de
www.steinel-professional.de