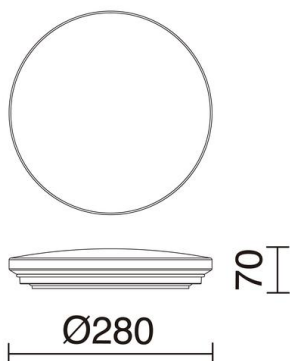


# CARME 731D-L4118B-28 Ceiling Fixture CARME IP44 LED SMD 16.50W 1870lm/2270lm/2110lm CRI80 3000K/4000K/6000K Nuanced

The CARME family of surface-mounted luminaires, with two sizes and two different types of diffusers, can be adapted to any space thanks to its compact and discreet design. You can choose between 3000K, 4000K and 6000K.



## GENERAL DATA

Category	Surface
Family	Carme
Finish	28 Nuanced
Location	Indoor
Installation	Ceiling
Body material	Steel
Diffuser material	Poliestireno
ETIM class	EC0028g2
EAN	8433264112301

## LIGHT SOURCES AND BEAMS

Sources	LED SMD 16.5W 1870lm/2270lm/2110lm 3000K/4000K/6000K CRI80
Energy efficiency	F (3000K, 4000K, 6000K)
Beam	Diffuse

## TECHNICAL DATA

Dimensions	Diameter x Height (mm): 280 x 75
IP	IP44
Protection class	Class I
Frequency	50/60 Hz
Input voltage	220-240V AC V
Output current	185 mA
Power factor	0.5
Auxiliary equipment brand	Meisen
Lifetime	40,000 h
LED lifetime L	70
LED lifetime B	20
Cable outlets	1
Anchorage included	Yes

## NOTES






CCT seleccionable entre 3000K, 4000K y 6000K (antes del montaje).

**CARME** 731D-L4118B-28 Ceiling Fixture CARME IP44 LED SMD 16.50W 1870lm/2270lm/2110lm  
CRI80 3000K/4000K/6000K Nuanced

**COMPLEMENTARY IMAGES**



**PRODUCTS OF THE SAME FAMILY**

				
Carme PIR D280	Carme PIR D380	Carme Rim D280	Carme Rim D380	Carme Rimless D380