

# Ultra V Pro mini 2.0

HALF-CELL N-Type TOPCon


FULL-BLACK Glass-Glass MONOFACIAL MODULE

TYPE: STPXXXS-H54-Nfb+

## 495-515W 23.2%

POWER OUTPUT

MAX EFFICIENCY



### Aesthetic appearance design

Elegant design in all-black appearance, harmonious integration with the components of the building to provide an intense aesthetic experience



### Lightweight double glass

Lightweight double glass structure which effectively reduces the rate of module breakage. The ideal module size and weight make handling and installation easier



### Withstand harsh environments

Reliable quality that makes module resistant even to high temperatures, salt water and ammonia



### Superior load-bearing capability

Module certified to withstand **5400 Pa** front side max static test load and **2400 Pa** rear side max static test load \*



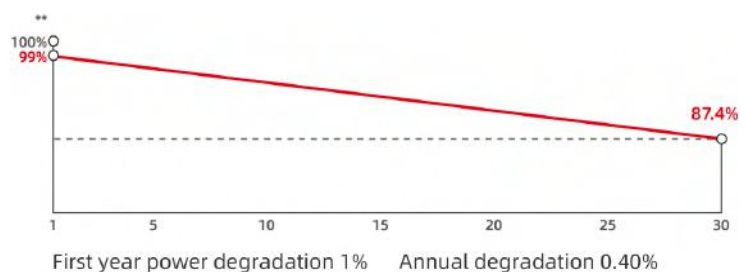
**Tier1**  
Bloomberg  
NEW ENERGY FINANCE

ISO 14001 Environment Management System  
ISO 45001 Occupational Health and Safety  
ISO 9001 Quality Management System  
SA 8000 Social Responsibility Standards  
IEC TS 62941 Guideline for Module Design

IEC 61701 Salt-mist Certification  
IEC 62716 Ammonia Certification  
IEC 60068-2-68 Dust and Sand  
IEC 61730-2 (UL790) Fire Class C



**30** years of linear warranty  
**25** years of product warranty



\* Please refer to Suntech Standard Module Installation Manual for details.

\*\*\* WEEE only for EU market.

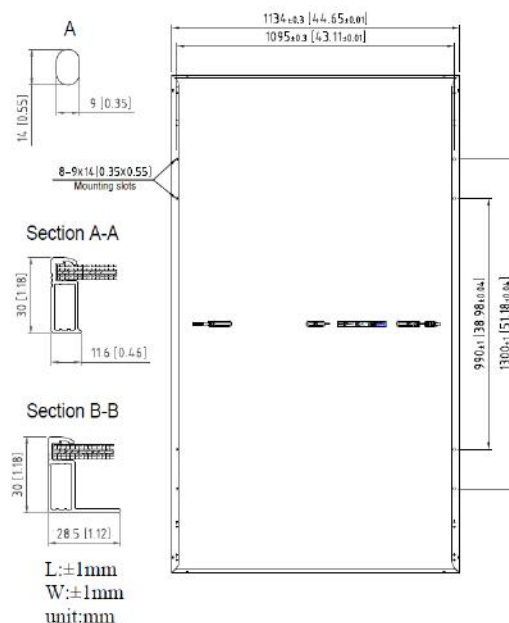
\*\* Please refer to Suntech Limited Warranty for details.

\*\*\*\* Suntech reserves the right to the final.

# Ultra V Pro STPXXS-H54-Nfb+ 495-515W

## Mechanical Characteristics

Solar Cell	N-type monocrystalline silicon
No. of Cells	108 (6 × 18)
Dimensions	1961 × 1134 × 30 mm (77.2 × 44.6 × 1.2 inches)
Weight	23.5 kg (51.81 lbs.)
Front/Back Glass	1.6 + 1.6 mm (0.063 + 0.063 inches) semi-tempered glass
Output Cables	4.0 mm <sup>2</sup> , (-) 1400 mm (+) 1400 mm in length or customized length
Junction Box	IP68 rated (3 bypass diodes)
Operating Module Temperature	-40 °C - +70 °C
Maximum System Voltage	1500 V DC (IEC)
Connectors	STP-XC4 (Standard)/ MC4-EVO2 (Optional)
Maximum Series Fuse Rating	35 A
Power Tolerance	0 ~ + 3%
Frame	Anodized aluminum alloy frame
Packing Configuration	36 pieces per pallet 864 pieces per container /40'HC 1987×1120×1255 mm per pallet 893 kg per pallet



## Electrical Characteristics (STC)

Module Type	STP515S-H54-Nfb+	STP510S-H54-Nfb+	STP505S-H54-Nfb+	STP500S-H54-Nfb+	STP495S-H54-Nfb+
Maximum Power (Pmax/W)	515	510	505	500	495
Optimum Operating Voltage (Vmp/V)	34.62	34.39	34.17	33.95	33.72
Optimum Operating Current (Imp/A)	14.88	14.83	14.78	14.73	14.68
Open Circuit Voltage (Voc/V)	40.89	40.72	40.55	40.38	40.21
Short Circuit Current (Isc/A)	15.78	15.73	15.68	15.63	15.58
Module Efficiency (%)	23.2	22.9	22.7	22.5	22.3

STC: Irradiance 1000 W/m<sup>2</sup>, module temperature 25 °C, AM=1.5; Measuring tolerance is within +/- 3%;

## Temperature Characteristics

Temperature Coefficient of Pmax	-0.29%/°C
Temperature Coefficient of Voc	-0.25%/°C
Temperature Coefficient of Isc	0.046%/°C

Information on how to install and operate this product is available in the installation instruction. All values indicated in this data sheet are subject to change without prior announcement. The specifications may vary slightly. All specifications are in accordance with standard EN 50380. Color differences of the modules relative to the figures as well as discolorations of/in the modules which do not impair their proper functioning are possible and do not constitute a deviation from the specification.

## Graphs Current-Voltage & Power-Voltage (520W)

